











DRIVE ON R

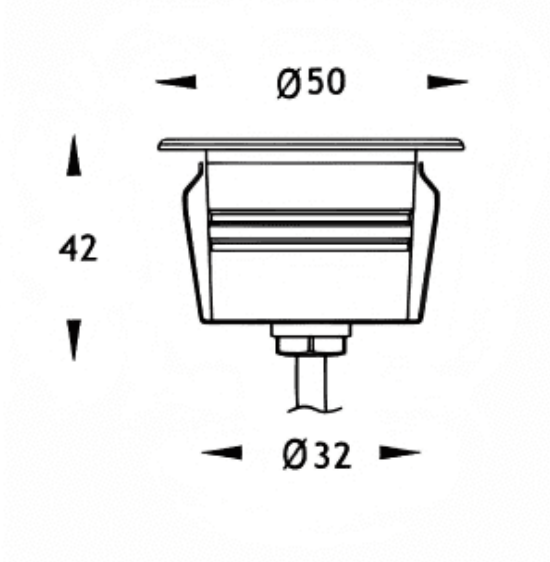


Item code	86.OI09.0341.07
Product type	Outdoor
Category	Recessed Inground Floor
Family	DRIVE ON
Subfamily	DRIVE ON R
Pictograms	         

Dimensions

Product dimensions (mm) Ø50mmx42mm

Scheme



Product	
Real power (W)	1.5
Real luminous flux (Lm)	120
Luminous efficiency (Lm/W)	80
Beam angle (°)	60
Life time (h)	50000h L80B10
IP	67
Control gear	ON-OFF
Colour temperature (K)	3000
Colour consistency (SDCM)	SDCM<3
CRI	80
IK	IK10